

Sunon

Headquarter & Experience Center

Add: Sunon Central Business Building, No.200 Shimin Street,  
Qianjiang CBD, Hangzhou, Zhejiang Province, China

Russia Branch & Experience Center

Add: Sky Masnion, No.118 Varshavskoe Road, Moscow

European R&D Center

Add: Brunnenstrasse 156, 10115 Berlin, Germany

USA Headquarter & Experience Center

Add: 525 Technology Drive Suite 150 Irvine CA.92618, USA

India Branch & Experience Center

Add: Floor I & II, 643, Rd Number 36, Aditya Enclave, Venkatagiri,  
Jubilee Hills, Hyderabad, Telangana 500033, India

    @sunonfurniture

[www.sunonglobal.com](http://www.sunonglobal.com)

[info@isunon.com](mailto:info@isunon.com)




DOLPHIN

Sunon

# DOLPHIN CHAIR

Keep Your Dream Alive—Dolphin Chairs for Ceaseless Dreamers



## Inspiration Is Bubbling over

Born to be free. Designers are inspired by the figure and motion of a dolphin, and endow Dolphin chair a smooth and lively shape and functional details that offer sufficient comfort and convenience to dreamers. Sitting on Dolphin chairs makes your days energetic.

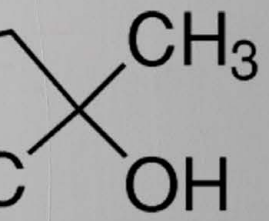


# Meet the Dolphin Family



## Stylish Space with Dolphin Chairs

Light and relaxing colors matches with concise and smooth lines, together showing the stylish genes of the dolphin chair. The exquisite size allows free movement and turning-around, perfect for limited spaces and corners.



#### Backrest tilt adjustment:

16°-tilt ensures casual and comfortable talks.



Free angle adjustment



#### Seat height adjustment:

The 10cm adjustment range adapts to different body height



Quick adjustment







### Smooth Like A Dolphin, No Excessive Connection

S-shaped backrest fits perfectly to the spine curve. The armrest and backframe are one-piece moulded without use of any adhesion and connectors, making the line elegant and structure more stable. The overall beauty ascends in a significant way.



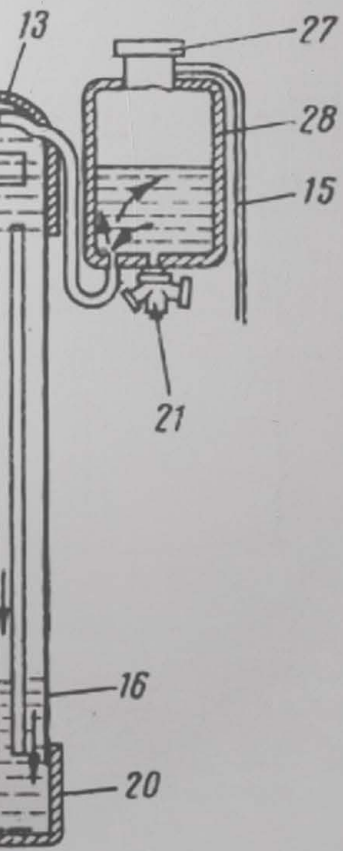


## Elegant as A Dolphin



### Chanel Element Lumbar Support

The lumbar support is 92mm at its widest and 55mm at its narrowest. In addition to the strong support it offers, it is designed with trapezoidal grids inspired by the Chanel stitches, making spaces more stylish. Elastic fabric of various colors matches with leather, metal and other elements to show off your unique corporate ID.



### Easy Assembling and Disassembling

Modular design allows easy and simple assembling and disassembling within 5 minutes. The relocation of departments or the enterprises will be much easier with Dolphin chairs.





# Free Like A Dolphin

## Three Bases Available for Varied Use

Dolphin chairs with a high base can be flexibly used in office spaces; those with a bow-shaped base are concise and elegant for reception and negotiation; and those with a high base and a feet rest and be placed in front of bars for some leisure time. Various function details sharing a united design element meet the requirements of both space integrity and individual characters.



Specification



CDP60TW  
W575\*D575\*H865(mm)



CDP62TW  
W575\*D570\*H875(mm)



CDP70PGW  
W575\*D575\*H920(mm)



CDP66BW  
W575\*D575\*H1025(mm)



CDP61TW  
W575\*D575\*H865(mm)



CDP63TW  
W575\*D570\*H875(mm)



CDP71GW  
W575\*D575\*H920(mm)



CDP67BW  
W575\*D575\*H1025(mm)

Material

Mesh fabric



CW-AN10H



CW-AN21H



CW-AN29H



CW-AN30H



CW-AN40H



CW-AN50H



CW-AN60H



CW-AN70H



CW-AN80H